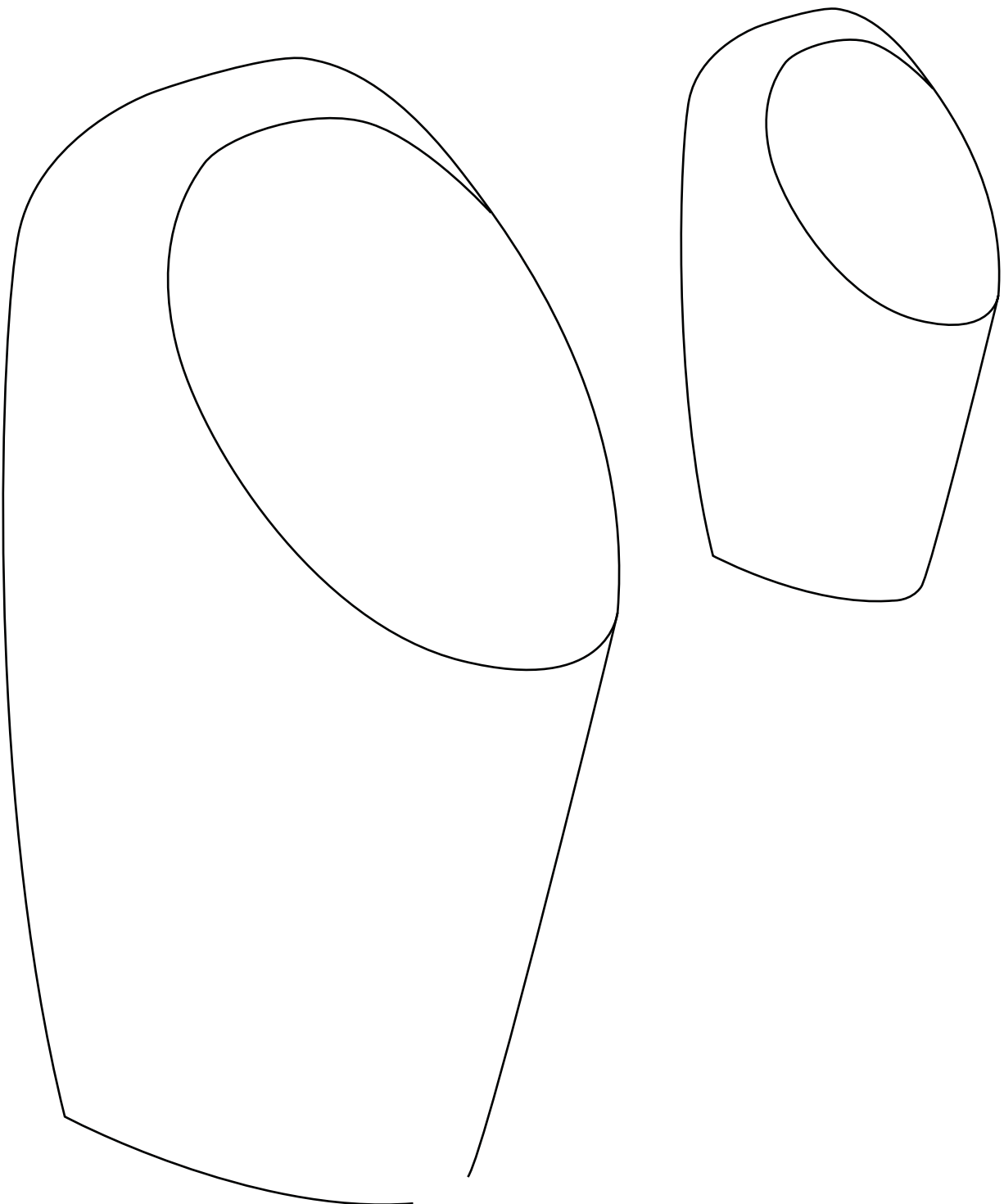


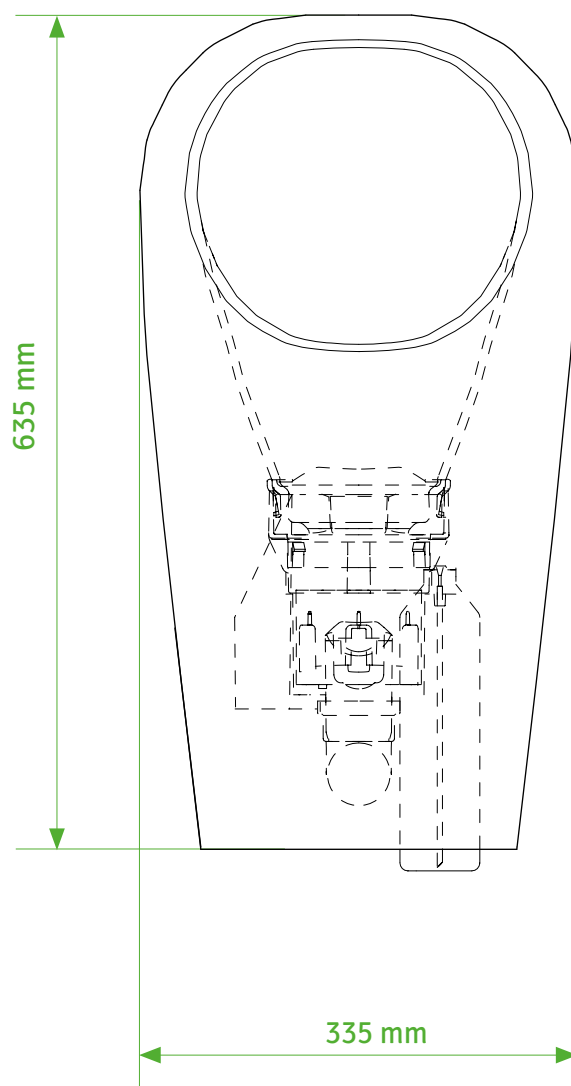
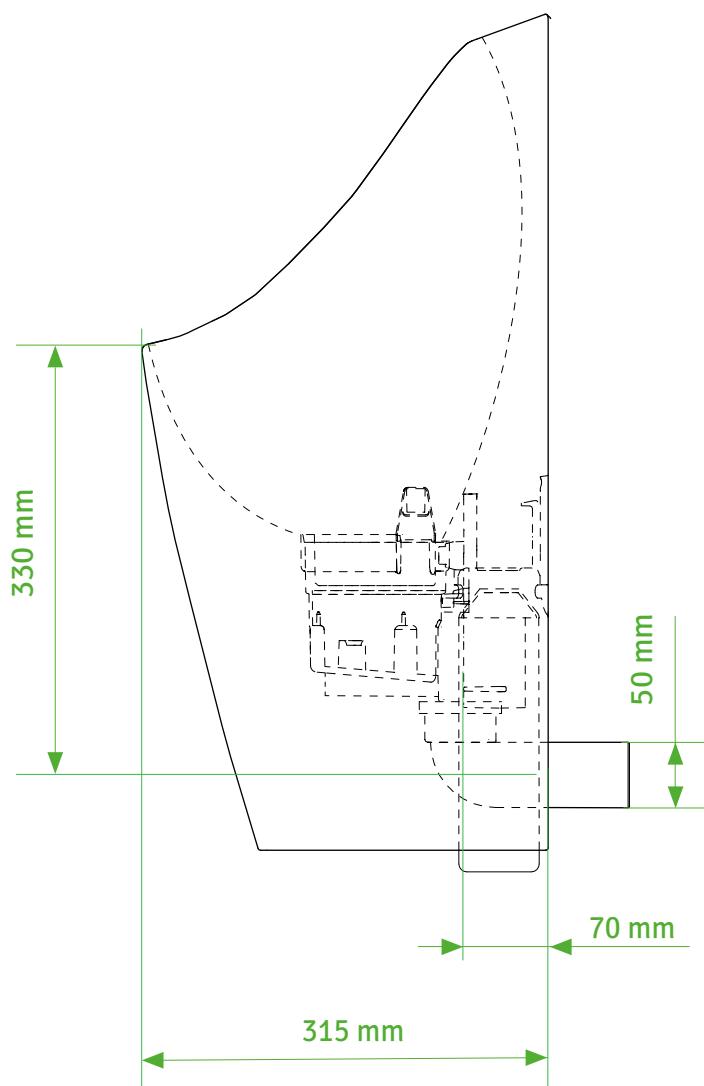
Installation instruction
Installationsanleitung
Instruction de l'installation
Instrucción de instalación
Instrução de instalação
Istruzioni per l'installazione

URIMAT ceramic C2-CS
Art. 12402



Dimensions
Abmasse
Massification

Masificación
Dimensão
Massificazione



Important:

Make sure all drainpipes are professionally cleaned when replacing existing waterflushed urinals.

Wichtig:

Abwasserleitungen müssen vor der Montage der URIMAT Urinale gereinigt werden. Es ist sicherzustellen, dass Urinstein und andere Ablagerungen beseitigt sind.

Important:

Les écoulements d'eau résiduelles doivent être purgé avant le montage de l'urinoir URIMAT. Il faut assurer que la pierre d'urine et d'autre dépôt sont éliminé.

Importante:

Asegurese cuando instale los URIMAT que los desagües existentes están perfectamente limpios y totalmente exentos de obturaciones.

Importante:

Ao trocar um Urinol convencional por um URIMAT deverá ser garantida a limpeza da tubagem por pessoal especializado.

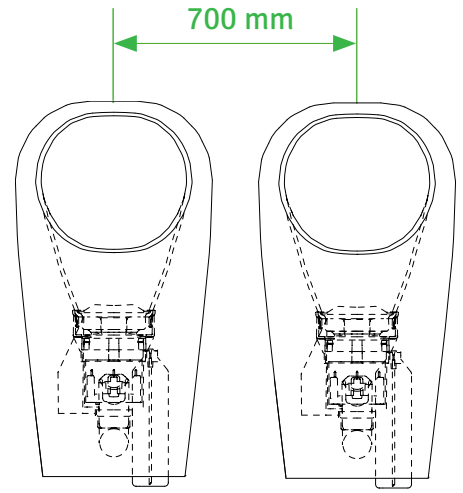
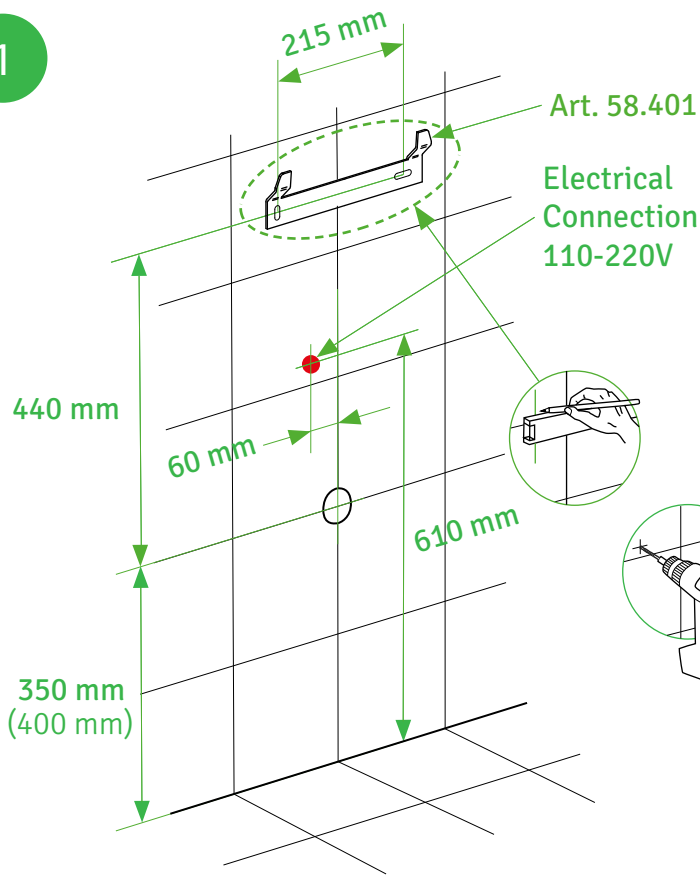
Importante:

Assicurarsi che tutte le grondaie siano pulite professionalmente in caso di sostituzione orinatoai waterflushed esistenti.

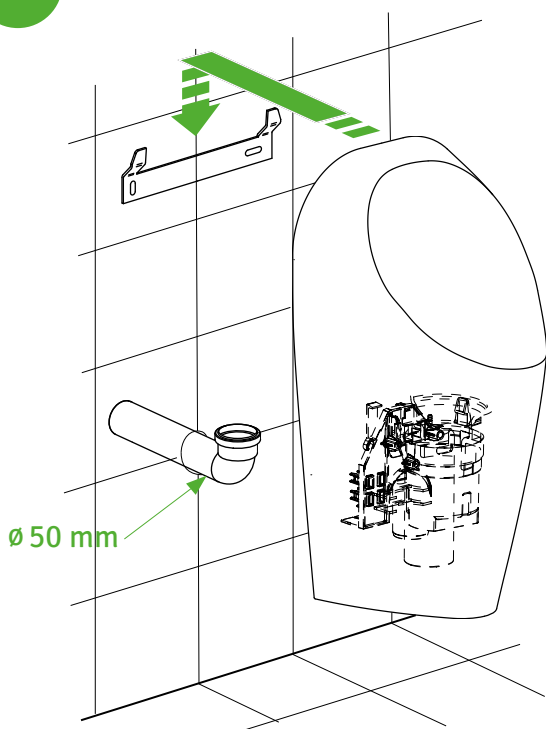
Installation Montage Installation

Instalación Instalação Installazione

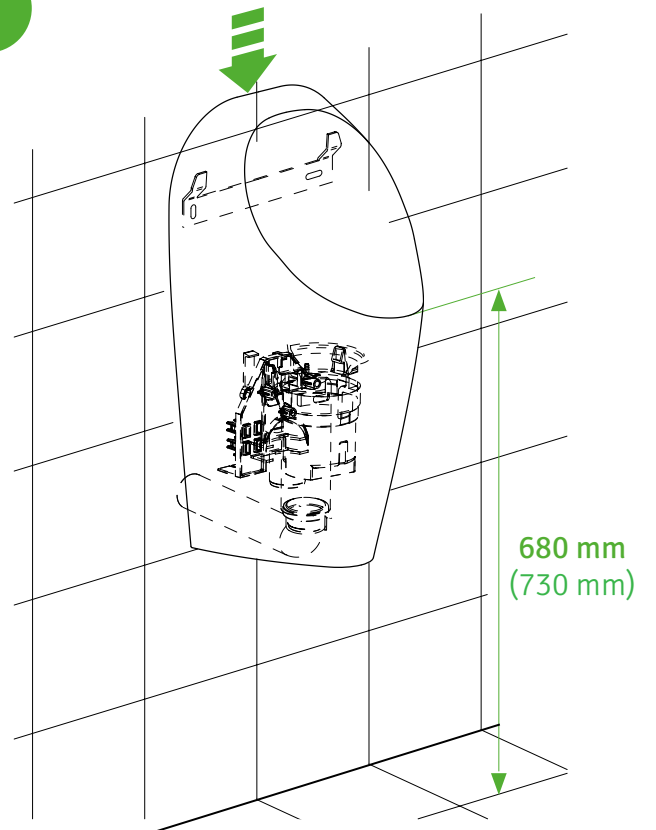
1



2

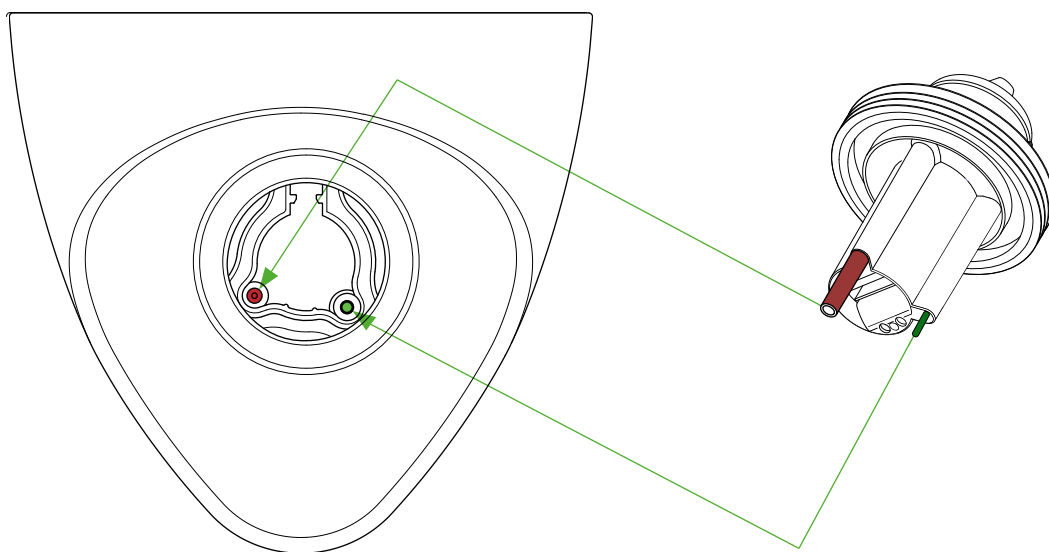


3



MB-ActiveTrap-CS - change
MB-ActiveTrap-RS - wechsel
MB-ActiveTrap-CS - remplacement

MB-ActiveTrap-CS - cambio
MB-ActiveTrap-CS - troca do
MB-ActiveTrap-CS - cambio

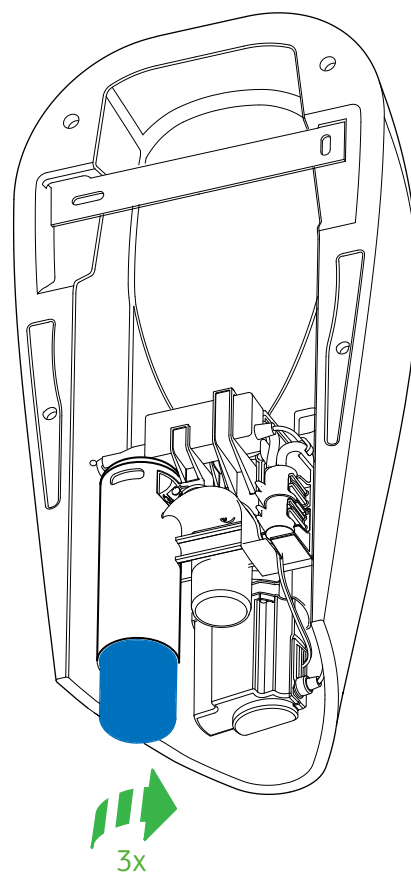



Cleaner bottle change
Wechsel Reinigerflasche
Changement bouteille de nettoyeur

Cambio de botella de limpio
Mudança da garrafa de limpeza
Cambio bottiglia addetto alle pulizie

* Only use blue MB-ActiveCleaner-CS art. 80.016
Nur blaue MB-AktivReiniger-RS verwenden art. 80.016
Utilisez uniquement le blue MB-ActiveCleaner-CS art. 80.016

Use solo azul MB-ActiveCleaner-CS art. 80.016
Use apenas azul MB-ActiveCleaner-CS art. 80.016
Utilizzare solo blu MB-ActiveCleaner-CS art. 80.016



MB Activ Trap LED Signale, Signals, Signaux, Senalis, Sinal, Segnali

Blau, Blue, Bleu, Azul, Azul, Blu

No cleaner bottle inserted
Keine Reinigungsflasche eingesetzt
Aucune bouteille de nettoyage utilisée
No se utiliza botella de limpieza
Nenhuma garrafa de limpeza utilizada
Non è stata utilizzata nessuna bottiglia di pulizia



Grün, Green, Vert, Verde, Verde, Verde

System active and normal
System aktiv und betriebsbereit
Système actif et normal
Sistema activo y normal
Sistema ativo e normal
Sistema attivo e normale




Rot, Red, Rouge, Rosso, Rosso, Rosso

Cleaner bottle empty
Reinigerflasche leer
Bouteille de nettoyage vide
Botella de limpieza vacía
Garrafa de limpeza vazia
Bottiglia vuota




MB-ActiveTrap-CS


Wechsel / Replacement / Scambio
Cambio / Échange / Câmbio



New



50% used



Change!



1



2



3



4



5



6



7



8



9



10



11